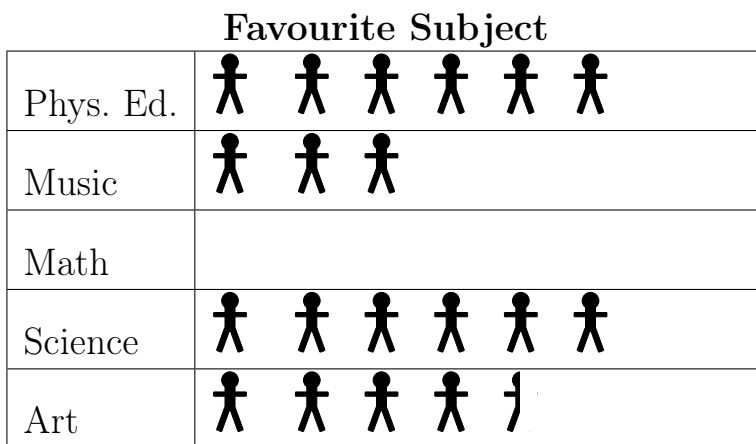




Problem of the Week

Problem A

Mathematical Mystery

A school of 270 students completed a survey about their favourite subject in school. The results for all subjects except Math are shown in the pictograph below.



Key: Each  represents 10 students.
 Each  represents 5 students.

- A) How many students selected Math as their favourite subject? Explain your reasoning.
- B) Complete the pictograph.
- C) What is the mode and median for this set of data?



STRANDS DATA MANAGEMENT AND PROBABILITY, NUMBER SENSE AND NUMERATION

